




SCHLEIFENBAUER
LIVING FOR THE POWER TO DELIVER



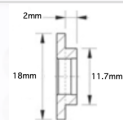

3EBEVMM1322

MONITORED PDU

SPECIFICATIONS

Summary:

- vertical PDU (0 U)
- single phase 32 A
- metered branches (2x)
- metered outlets
- 24 outlets

DIMENSIONS	L x W x D = 1290 x 65 x 52.5 mm (0U) (excl. strain relief, mounting & cable bending radius)
ENCLOSURE	Profile color black, aluminium with stainless steel covers (IP20)
MOUNT	Toolless mount buttons (brackets not included) (distance=800, positions=245, 1045mm) 
POWER INPUT	single phase 32 A, 230VAC - 50/60Hz
CABLE ENTRY	power entry side-cover top
CABLE & PLUG	Power lead (3G6 halogenfree) with CEE plug 3,0m (strain relief height 2,5cm) 
CONNECTIVITY	databus: 2 x RJ45 Ethernet: RJ45 sensorport: RJ12 USB
BRANCH METERING	2 x volt, ampere, kWh, power factor
METERED OUTLETS	24 times volt, ampere, kWh, power factor
FUSES	2 x Thermal breaker 16A (ETA)
ADDITIONAL PROTECTION	1 x overvoltage protection w/ remote signalling
DISPLAY	LCD display with backlight and configurable orientation
OUTLETS	18 x IEC 60320 C13 , 6 x IEC 60320 C19

